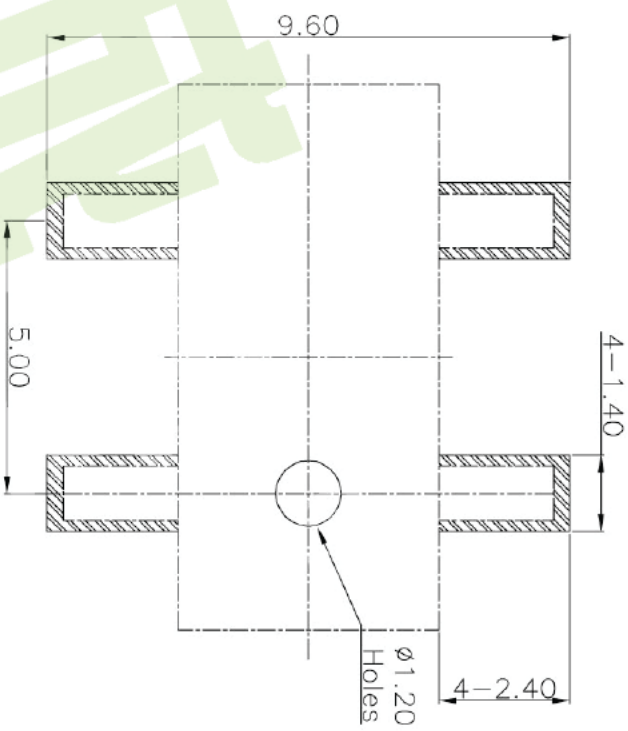
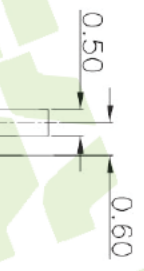
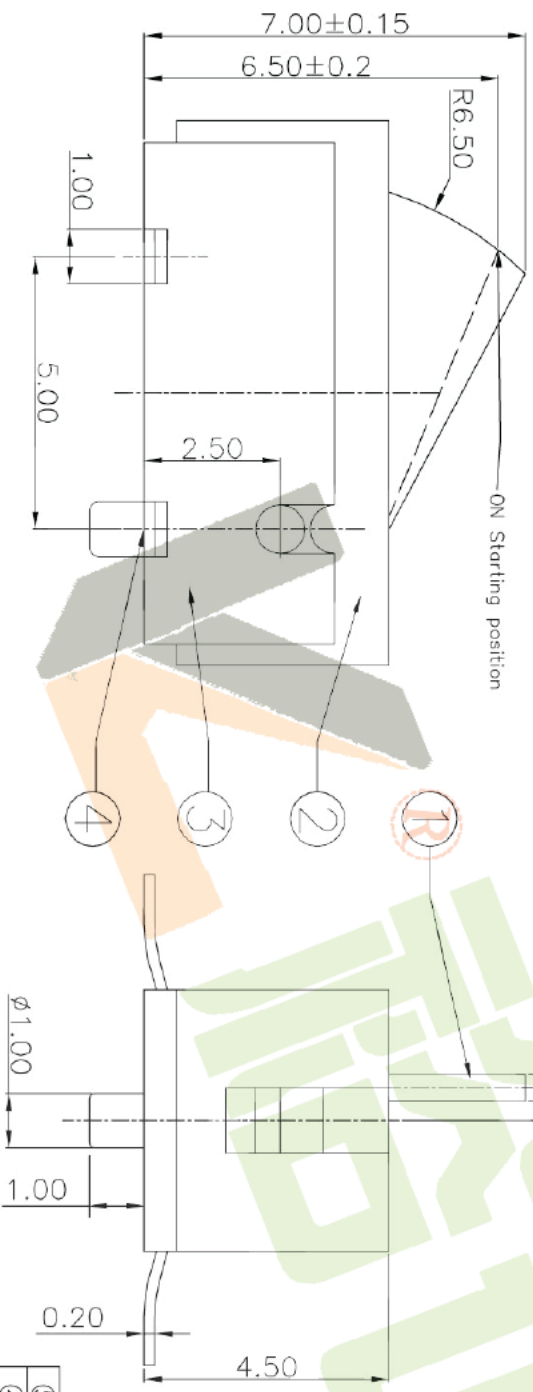


Circuit Diagram



PCB Layout(Pattern side)



NOTE:  
 Rating: DC 30V 0.1A  
 Operating Force: 30±10gf  
 Lifetime: 50,000 Cycles

ECN NO.	REV.	DATE.	DESCRIPTION.	CHANGE.	CHECK.	APPRO.
	A		NEW			

ITEM	PART NAME	TER'NO.	QTY.	MATERIAL	FINISHING	REMARK
⑤	Contact Spring	—	1	Be Alloy	Ag Plated	—
④	Terminal	—	4	Brass	Ag Plated	—
③	Housing	—	1	PA46	Black	—
②	Cover	—	1	PA46	Black	—
①	Slider	—	1	PA46	White	—

APPROVALS		DATE
DRAWN	J.X.Zhang	2013/8/27
CHECKED		
APPROVALS		

TOLERANCES ARE		30±0.15	±0.30	ANGLE	PART NO.	SCALE: 1:1	PROJ:
		10~30	±0.20				
		5~10	±0.15	±2°			
		~5	±0.10				

WEBSITE	www.ycelectron.com
PART NO.	M5-1612A
DRAWING NO.	
SHEET	1 OF 1



PART NO.

