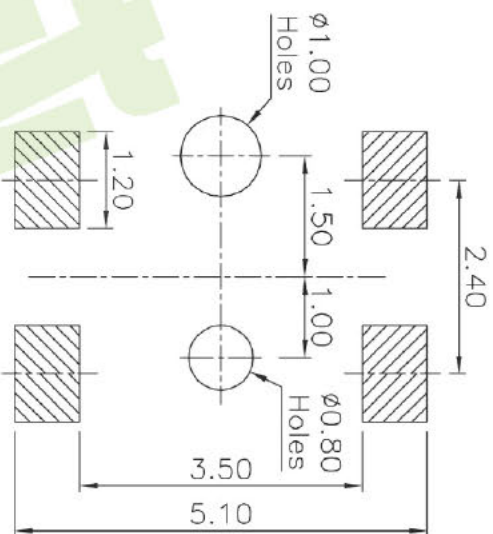
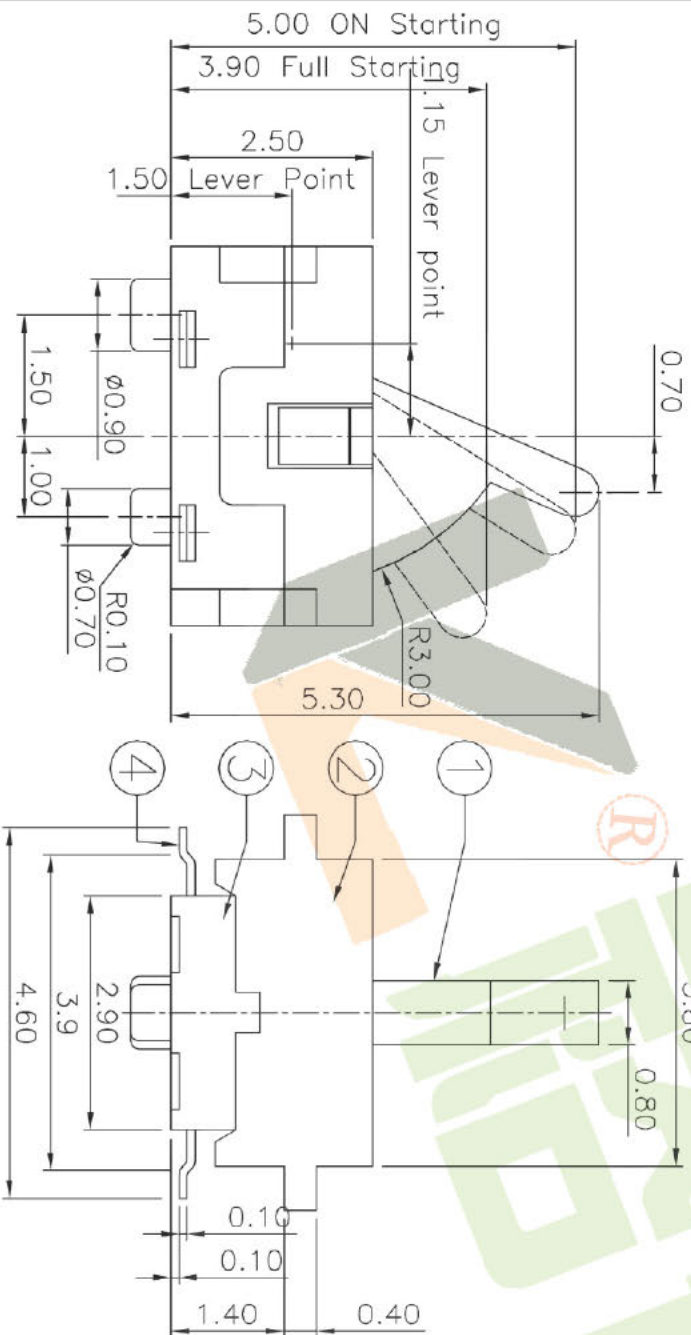


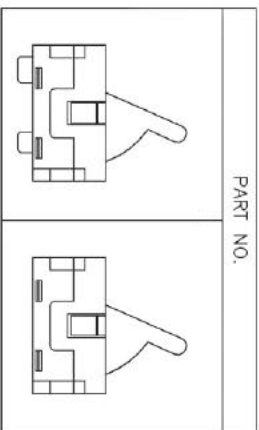
Circuit Diagram



PCB Layout (Pattern side)



ITEM	PART NAME	TER.NO.	QTY.	MATERIAL	FINISHING	REMARK
⑤	Contact Spring	—	1	Be Alloy	Ag Plated	—
④	Terminal	—	4	Phosphor Bronze	Ag Plated	—
③	Base	—	1	PA46	Creamy White	—
②	Housing	—	1	PA46	Creamy White	—
①	Slider	—	1	PA46	Creamy White	—



NOTE:  
 Rating: DC 12V 50mA  
 Operating Force: 25±10gf  
 Lifetime: 100,000 Cycles

ECN NO.	REV.	DATE.	DESCRIPTION.	CHANGE.	CHECK.	APPRO.
	A		NEW			

APPROVALS	DATE	WEBSITE	PART NO.	SCALE:	PROJ.	SHEET
DRAWN J.X.Zhang	2013/9/3	www.ycelectron.com	M5-1670E	1:1	YCE	1 OF 1
CHECKED						
APPROVALS						
TOLERANCES ARE	30~40 ±0.30	ANGLE				
	10~30 ±0.20					
	5~10 ±0.15	±2°				
	~5 ±0.10					

深圳市裕诚电子有限公司  
 SHENZHEN YUCHENG ELECTRONICS CO., LTD