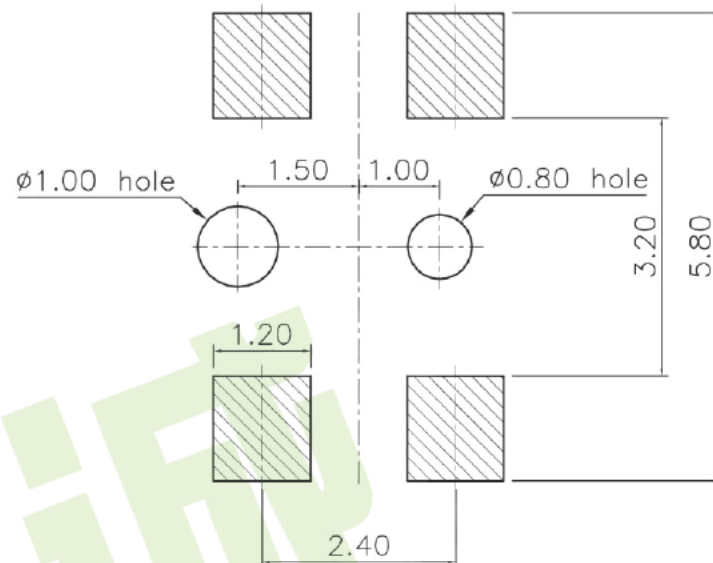
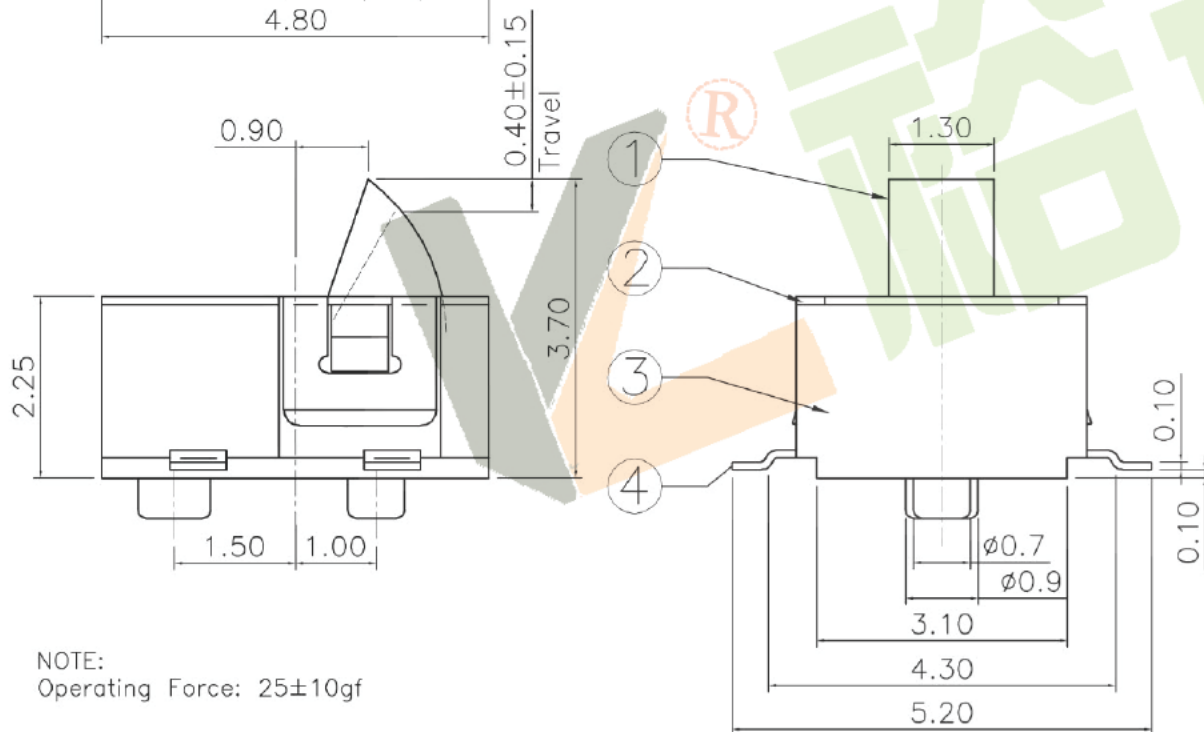


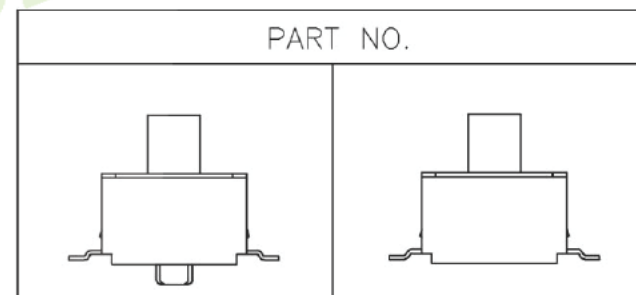
Circuit Diagram



PCB Layout(Pattern side)



NOTE:  
Operating Force: 25±10gf



⑤	Contact Spring	—	1	Be Alloy	Ag Plated	—
④	Terminal	—	4	Phosphor Bronze	Ag Plated	—
③	Base	—	1	LCP	Black	—
②	Cover	—	1	SUS	Natural	—
①	Slider	—	1	PA46	Black	—
ITEM	PART NAME	TER'NO.	QTY.	MATERIAL	FINISHING	REMARK

APPROVALS		DATE	深圳市裕诚电子有限公司 SHENZHEN YUCHENG ELECTRONICS CO., LTD			
DRAWN	J.X.Zhang	2014/7/21	WEBSITE: <a href="http://www.ycelectron.com">www.ycelectron.com</a>			
CHECKED			PART NO. M5-1681A			
APPROVALS			SCALE: 1:1			
TOLERANCES ARE		30~以下 ±0.30 10~30 ±0.20 5~10 ±0.15 ~ 5 ±0.10	ANGLE ±2'	UNIT: mm	SCALE: 1:1	PROJ:
ECN NO.	REV.	DATE.	DESCRIPTION.	CHANGE.	CHECK.	APPRO.

ECN NO.	REV.	DATE.	DESCRIPTION.	CHANGE.	CHECK.	APPRO.
	A		NEW			
SHEET 1 OF 1						