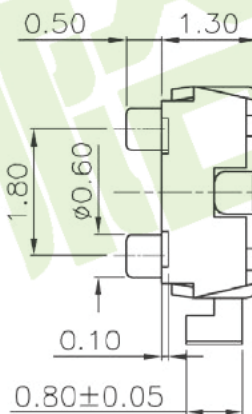
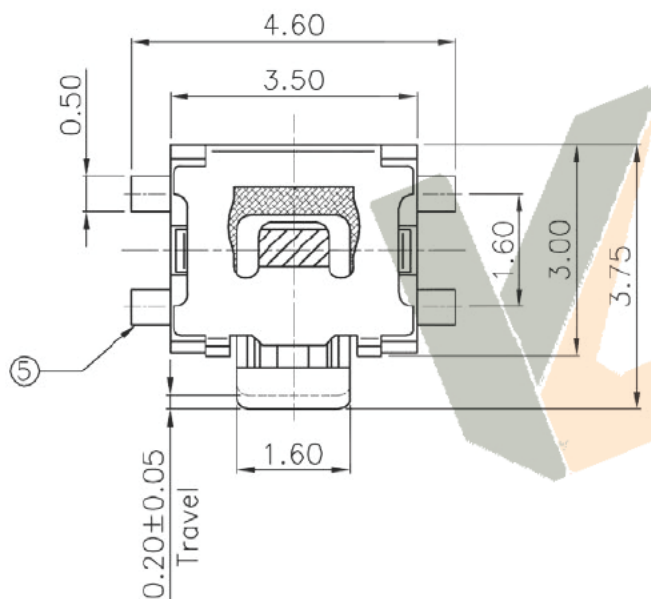


Circuit Diagram

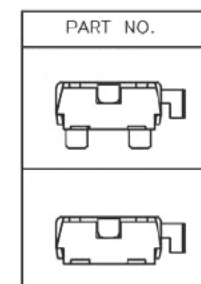
PCB Layout(Pattern side)



NO.1	
PART NO	vigor
1	90±30
2	130±30
3	180±30
4	250±30
5	350±50

NO.3-NO.4	
PART NO	NOTE
01~99	SERIAL NUMBER

NO.2	
PART NO	MATERIAL/QTY
S	SUS/1PC
D	SUS/2PCS



ITEM	PART NAME	TER'NO.	QTY.	MATERIAL	FINISHING	REMARK
⑥	Dust cover	—	2	Kapton film	Yellow	—
⑤	Terminal	—	4	Phosphor Bronze	Plating silver	—
④	Contact	—	1	SUS	Plating silver	—
③	Base	—	1	LCP	White	—
②	Cover	—	1	Brass	Plating silver	—
①	Knob	—	1	PA46	Black	—

APPROVALS		DATE	深圳市裕诚电子有限公司 SHENZHEN YUCHENG ELECTRONICS CO.,LTD													
DRAWN	J.X.Zhang	2014/3/17	WEBSITE	www.ycelectron.com												
CHECKED			PART NO.	M2-1856P												
APPROVALS			TOLERANCES ARE	<table border="1"> <tr> <td>30~100</td> <td>±0.30</td> </tr> <tr> <td>10~30</td> <td>±0.20</td> </tr> <tr> <td>5~10</td> <td>±0.15</td> </tr> <tr> <td>~ 5</td> <td>±0.10</td> </tr> </table>	30~100	±0.30	10~30	±0.20	5~10	±0.15	~ 5	±0.10	ANGLE	UNIT: mm	SCALE: 1:1	PROJ:
30~100	±0.30															
10~30	±0.20															
5~10	±0.15															
~ 5	±0.10															
			DRAWING NO.	SHEET 1 OF 1												

ECN NO.	REV.	DATE.	DESCRIPTION.	CHANGE.	CHECK.	APPRO.
	A		NEW			