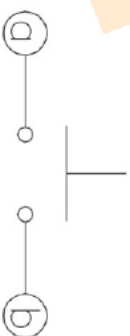
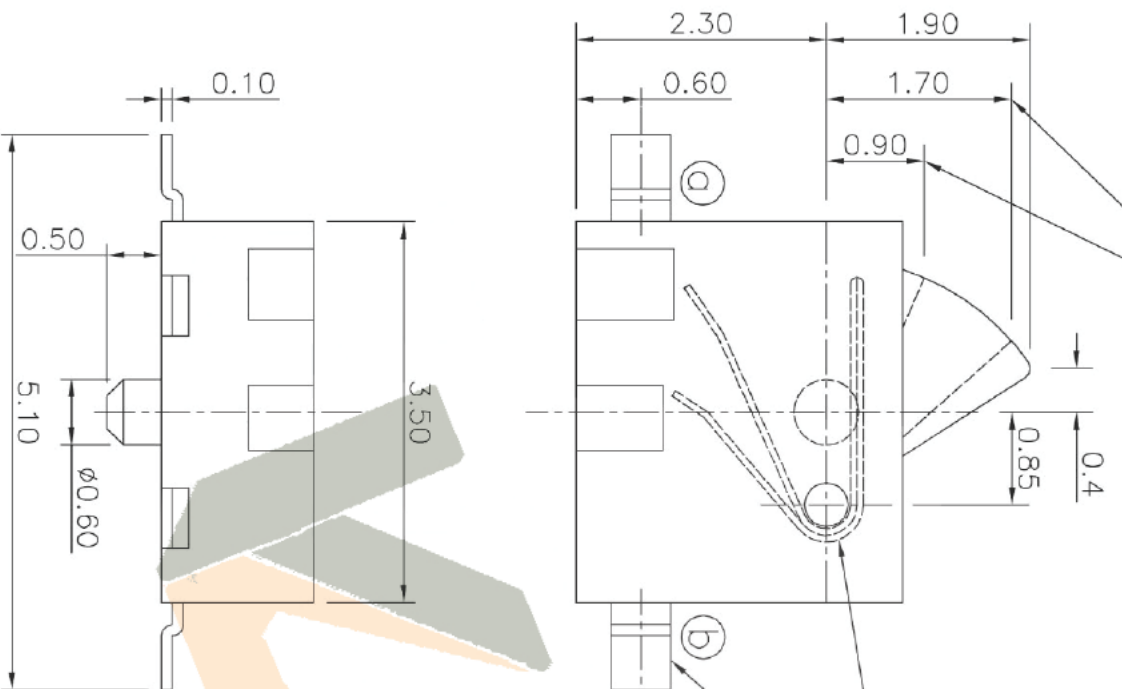
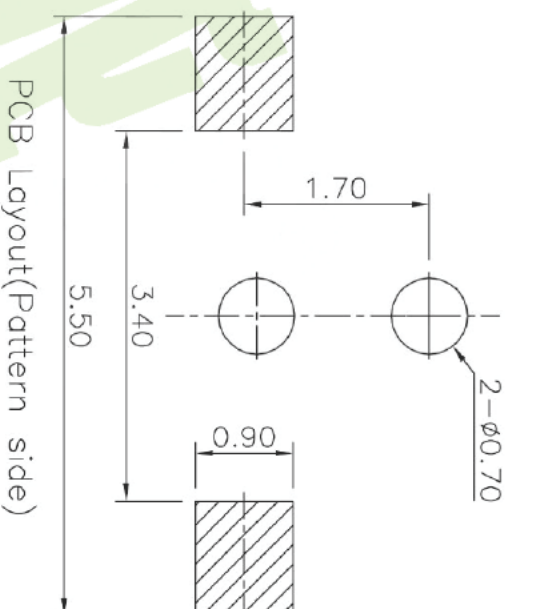


ON Starting Position

Total Travel Position



Circuit Diagram



PCB Layout (Pattern side)

NOTE:
 Rating: DC 30V 0.1A
 Operating Force: 20 ± 10 gf
 Lifetime: 100,000 Cycles

ITEM	PART NAME	TER.NO.	QTY.	MATERIAL	FINISHING	REMARK
④	Terminal	—	2	Phosphor Bronze	Ag Plated	
③	Contact Spring	—	1	Be Alloy	Ag Plated	
②	Housing	—	1	LCP	Black	
①	Slider	—	1	PA46	Black	

APPROVALS		DATE
DRAWN	J.X.Zhang	2013/8/23

CHECKED		APPROVALS		WEBSITE	
				www.ycelectron.com	
PART NO.		M5-1650A		SCALE: 1:1	
TOLERANCES ARE		±0.30		PROJ.	
10~30		±0.20		DRAWING NO.	
5~10		±0.15		SHEET 1 OF 1	
~ 5		±0.10			

ECN NO.	REV.	DATE.	DESCRIPTION.	CHANGE.	CHECK.	APPRO.
	A		NEW			

深圳市裕诚电子有限公司
 SHENZHEN YUCHENG ELECTRONICS CO., LTD