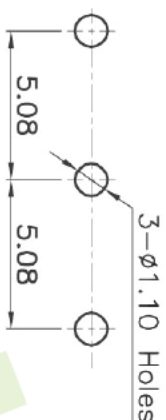
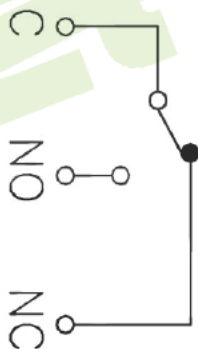
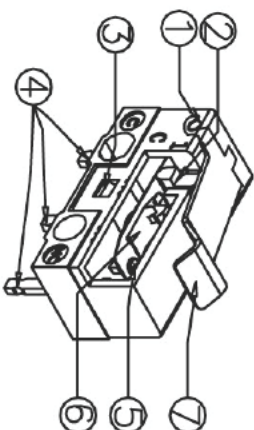
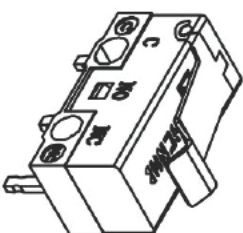
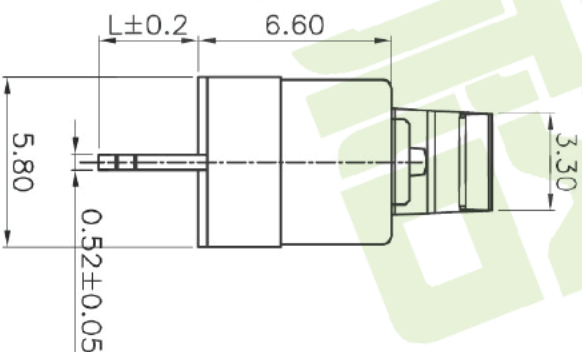


OP:8.70±0.5  
FP:9.70±0.5

MOUNTING SURFACE  
Ø2.00 Hole



P.C.B layout



Circuit Diagram

- NOTE:
1. Rating:DC30V 0.1A
  - 2.OP:8.70±0.50
  - 3.Operating force:20±10gf
  - 4.Mechanical Life:1,000,000

ITEM	PART NAME	TER'NO.	QTY.	MATERIAL	FINISHING	REMARK
⑦	Lever	—	1	Stainless Steel	—	—
⑥	Shrapnel	—	1	Beryllium Copper	—	—
⑤	Contact	—	1	Ag	—	—
④	Terminal	—	3	Brass(0.52I)	Plating silver	—
③	Housing	—	1	PBT	White	—
②	Knob	—	1	POM	White	—
①	Cover	—	1	PBT	Black	—

APPROVALS	DATE	REMARK
DRAWN	JIANKUN.LIU	2015.4.8
CHECKED		
APPROVALS		

深圳市裕诚电子有限公司  
SHENZHEN YUCHENG ELECTRONICS CO., LTD  
www.ycelectron.com

PART NO. M7-1152P

TOLERANCES ARE	30±0.15	±0.30	ANGLE	UNIT: mm	SCALE: 1:1	PROJ.	SHEET 1 OF 1
	10~50	±0.20	±2°				
	5~10	±0.15					
	~5	±0.10					

ECN NO.	REV.	DATE.	DESCRIPTION.	CHANGE.	CHECK.	APPRO.
	A		NEW			