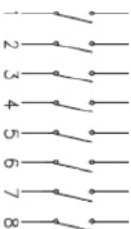
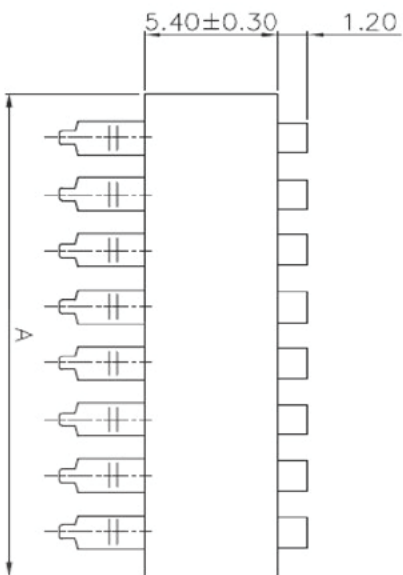
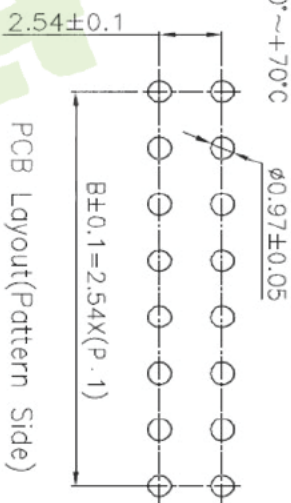


NOTE:

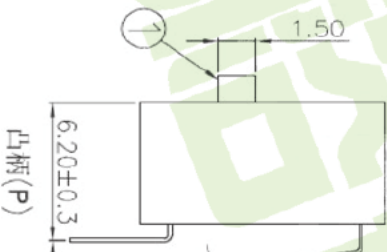
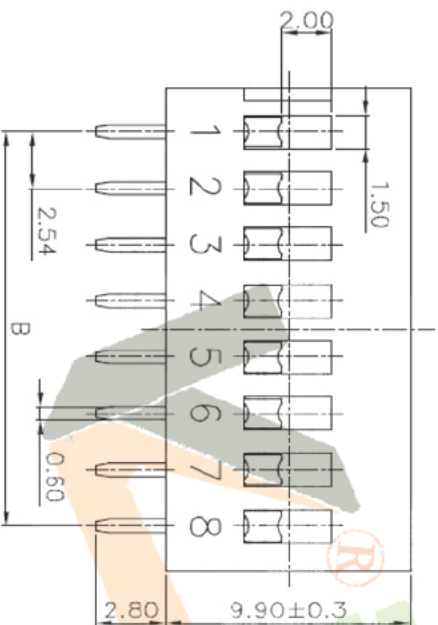
1. Rating: 24V 25mA DC
2. Insulation Resistance: ≥100 MΩ
3. Withstand voltage: AC 500V 1Minute
4. Operating Force Range: 400gf Max
5. Mechanical Life: 3,000 Cycles
6. Operating Temperature range -20°~+70°C
7. Ambient Humidity used: ≤85%RH



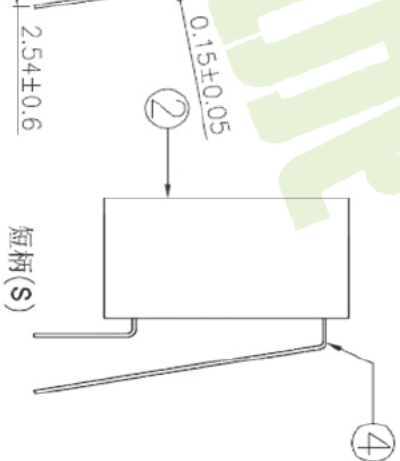
Circuit Diagram



PCB Layout (Pattern Side)



凸柄 (P)



短柄 (S)

Position (位号)	2P	3P	4P	5P	6P	7P	8P	9P	10P	12P
DIM A (长度)	6.54	9.08	11.62	14.16	16.70	19.24	21.78	24.32	26.86	31.94
DIM B (长度)	2.54	5.08	7.62	10.16	12.70	15.24	17.78	20.32	22.86	27.94

PART NO.	凸柄 (P)	短柄 (S)
DA-028P	DA-038P	DA-048P
DA-038P	DA-048P	DA-058P
DA-048P	DA-058P	DA-068P
DA-058P	DA-068P	DA-078P
DA-068P	DA-078P	DA-088P
DA-078P	DA-088P	DA-098P
DA-088P	DA-098P	DA-108P
DA-098P	DA-108P	DA-118P
DA-108P	DA-118P	DA-128P

ITEM	PART NAME	TERMIN. QTY.	MATERIAL	FINISHING	REMARK
⑤	Gum Water	—	Epoxy	Black	—
④	Terrainl	—	Phosphor bronze	Au Plating	—
③	Base	1	PBT	Black	—
②	Cover	1	PBT	Red/Blue	UL94 V-0
①	Keystoke	1	PBT	White	—

APPROVALS	DATE
DRMWN J.X.Zhong	2013/11/8

深圳市裕诚电子有限公司
 SHENZHEN YICEHENG ELECTRONICS CO., LTD.

ECN NO.	REV.	DATE.	DESCRIPTION.	CHANGE.	CHECK.	APPRO.	TOLERANCES ARE	ANGLE	UNIT: mm	SCALE: 1:1	SHEET 1 OF 1
	A		NEW				30-0.1 10-0.20 5-0.15 ~ 5 ±0.10	±2°		M6-LP2.54MM	PROJ. SHEET