ROHS

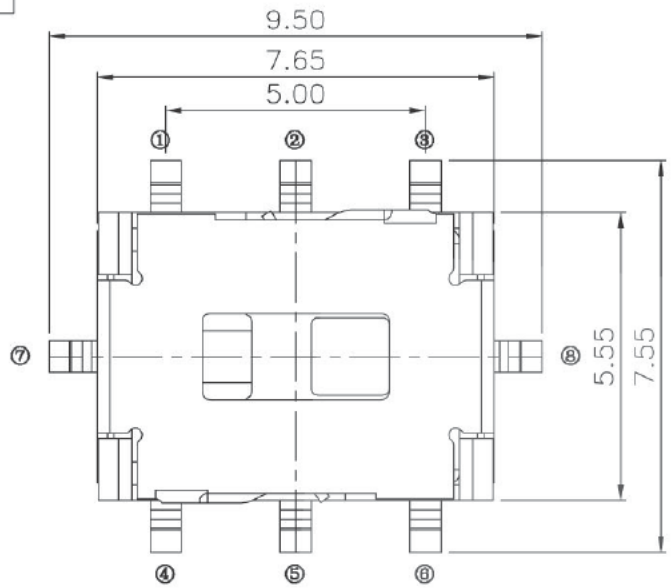

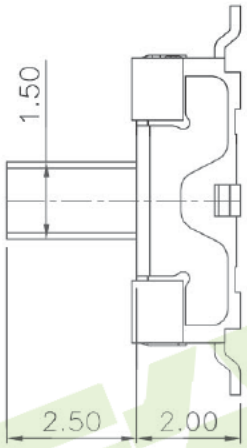

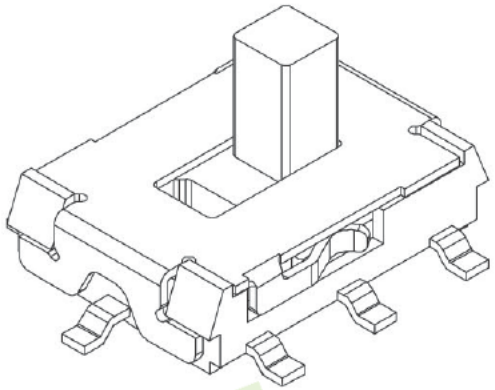

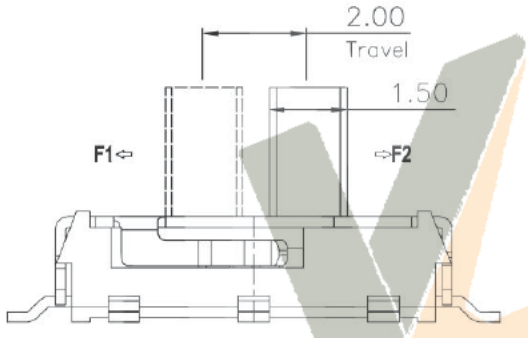

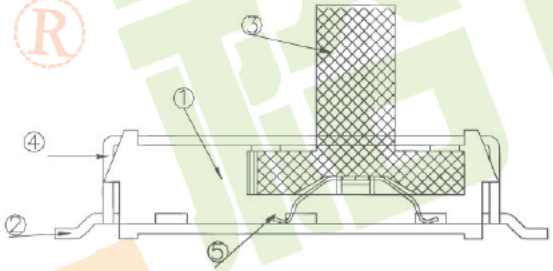

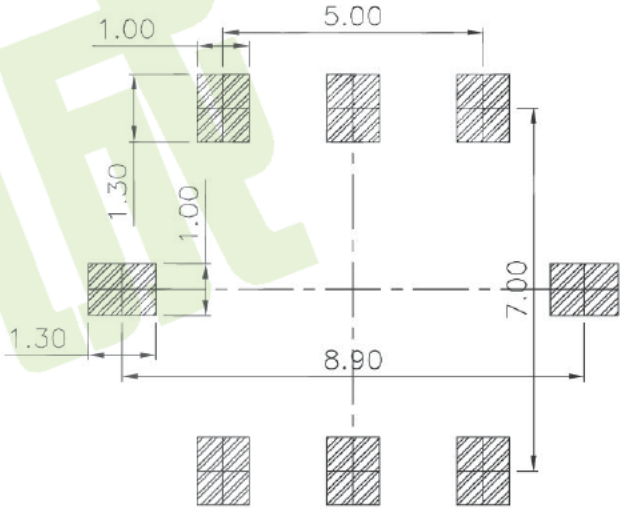

PCB Layout(Pattern side)

Note:
1. Rating : DC 12V 50mA
2. Contact Resistance :≤50mΩ
3. Lnsulation Resistance: DC500V 1Minute
4. Operating Temperature Range: −25℃+80℃
5. Ambient Humidity Used: ≤85%RH
6. Operating Force : 200gf±50gf
7. Operating Life : 10,000Cycles

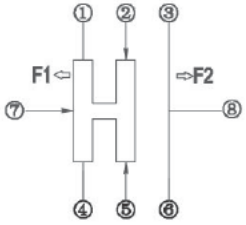

	1	2	3	4	5	6	7	8
F1	●	●		●	●		●	
F2		●	●		●	●		●

Circuit Diagram

ITEM	PART NAME	TER'NO.	QTY.	MATERIAL	FINISHING	REMARK
⑤	Contact Spring	——	1	Phosphor bronze	Ag Plated	——
④	Cover	——	1	SUS	Natural	——
③	KNOB	——	1	PA10T	Black	——
②	Terminal	——	3	Brass	Ag Plated	——
①	Base	——	1	LCP	Black	——

APPROVALS		DATE	深圳市裕诚电子有限公司 SHENZHEN YUCHENG ELECTRONICS CO., LTD
DRAWN	JKUN.LU	2013/10/8	
CHECKED			WEBSITE www.ycelectron.com
APPROVALS			PART NO. M3-2588S

TOLERANCES ARE			ANGLE	UNIT: mm	SCALE: 1:1	PROJ:
	30~以上	±0.30	±2°	DRAWING NO.	——	SHEET 1 OF 1
	10~30	±0.20				
	5~10	±0.15				
	~ 5	±0.10				

ECN NO.	REV.	DATE.	DESCRIPTION.	CHANGE.	CHECK.	APPRO.
——	A	——	NEW	——	——	——