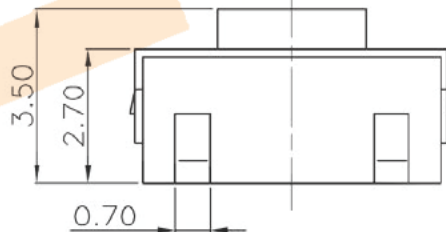
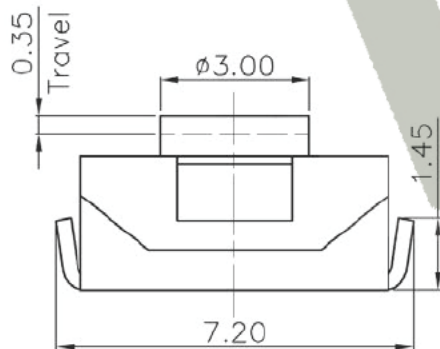
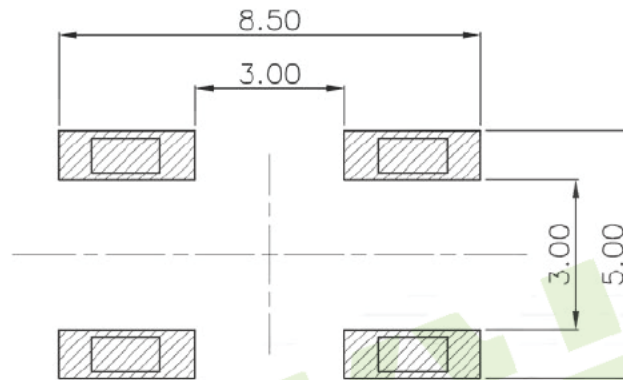
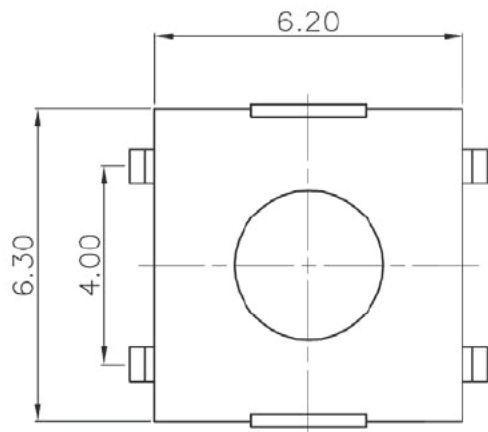


Circuit Diagram



NO.1	
PART NO	vigor
1	180±30
2	250±30
3	350±50

NO.2-NO.3	
PART NO	NOTE
01~99	SERIAL NUMBER

⑤	Terminal	—	4	Copper	Plating silver	—
④	Contact	—	1	F.Ag/C5210	—	—
③	Base	—	1	PA46	Black	—
②	Cover	—	1	SPCC	Plating Sn	—
①	Keystoke	—	1	PA46	White	—
ITEM	PART NAME	TER'NO.	QTY.	MATERIAL	FINISHING	REMARK

APPROVALS		DATE	深圳市裕诚电子有限公司 SHENZHEN YUCHENG ELECTRONICS CO.,LTD						
DRAWN	J.X.Zhang	2013/7/17	WEBSITE	www.ycelectron.com					
CHECKED			PART NO.	M2-1890D					
APPROVALS			TOLERANCES ARE	30~120: ±0.30 10~30: ±0.20 5~10: ±0.15 ~ 5: ±0.10	ANGLE	±2'			
			UNIT:	mm	SCALE:	1:1			
ECN NO.	REV.	DATE.	DESCRIPTION.	CHANGE.	CHECK.	APPRO.	DRAWING NO.	PROJ:	SHEET 1 OF 1

ECN NO.	REV.	DATE.	DESCRIPTION.	CHANGE.	CHECK.	APPRO.
	A		NEW			