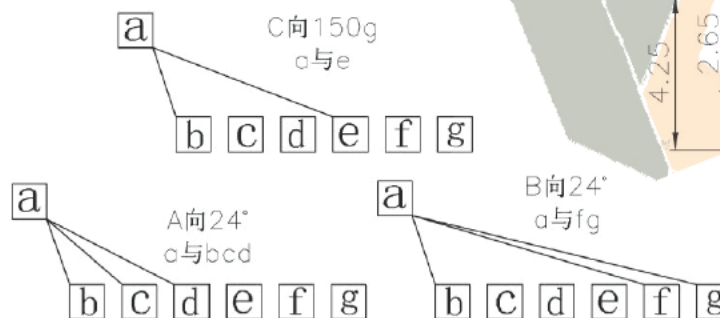
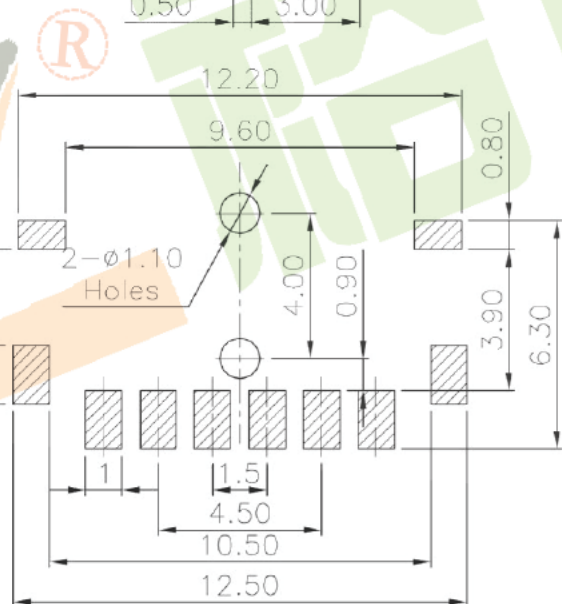
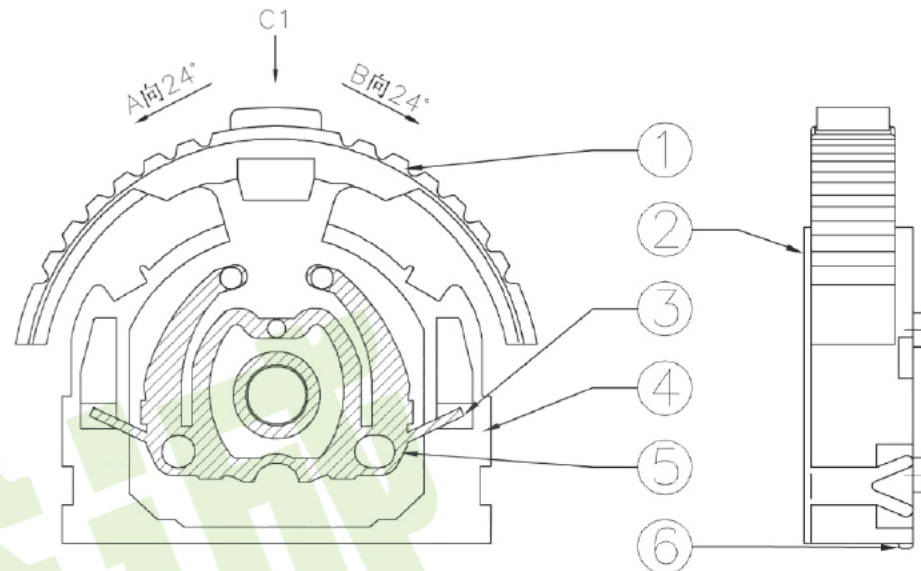
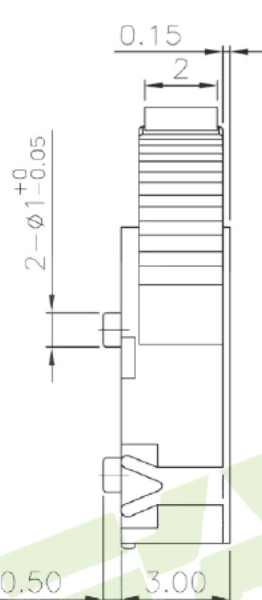
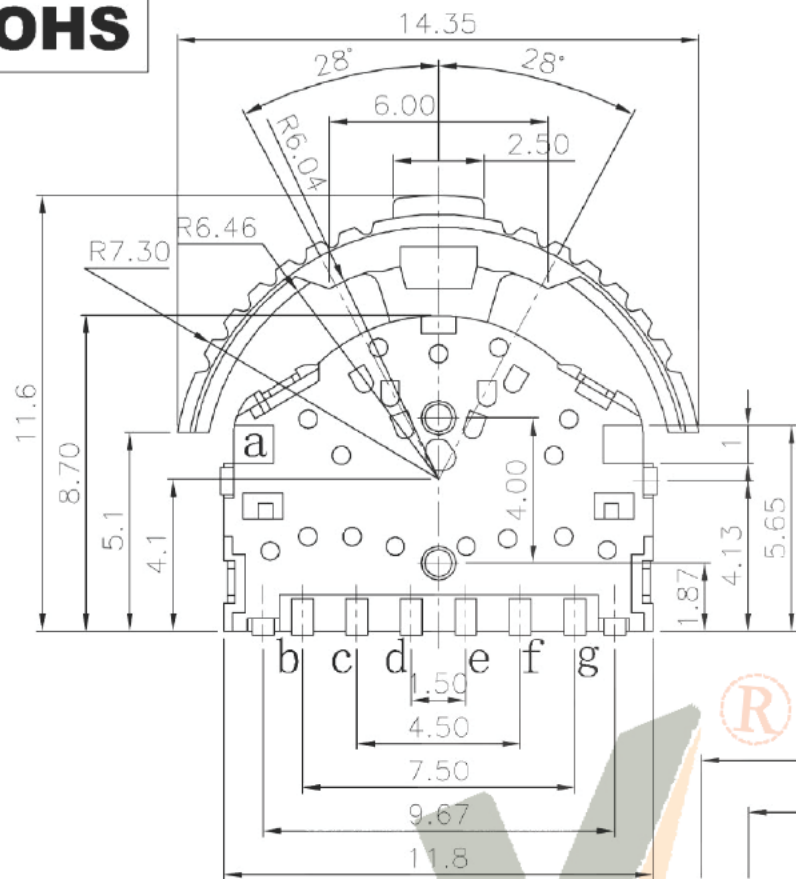


**ROHS**



Circuit Diagram

P.C.B Mounting Pattern Dimension

NOTE:  
Operating Force:  
lever portion 70 ± 40 gf  
Push portion 200 ± 40 gf

⑥	Terminal	—	8	Brass	Plating silver	—
⑤	Contact	—	1	F.Ag/Brass	Plating silver	—
④	Base	—	1	PA46	Black	—
③	Spring	—	1	SUS	Natural	—
②	Cover	—	1	SUS	Natural	—
①	Keystoke	—	1	PA46	Black	—
ITEM	PART NAME	TER'NO.	QTY.	MATERIAL	FINISHING	REMARK

APPROVALS

DATE

DRAWN J.X.Zhang 2013/8/8

深圳市裕诚电子有限公司  
SHENZHEN YUCHENG ELECTRONICS CO., LTD

CHECKED

WEBSITE www.ycelectron.com

APPROVALS

PART NO. M1-5136H

TOLERANCES ARE

30~以下 ±0.30  
10~30 ±0.20  
5~10 ±0.15  
~ 5 ±0.10

ANGLE

UNIT: mm

SCALE: 1:1

CHANGE.

CHECK.

APPRO.

DRAWING NO.

SHEET 1 OF 1

ECN NO.	REV.	DATE.	DESCRIPTION.	CHANGE.	CHECK.	APPRO.
	A		NEW			